



* All images in this datasheet are for illustrative purposes only.



Indoor LED LSBF

LSBF Indoor LED Series



High Brightness



Durable Frame Design



Easy Installation and Maintenance



Compatibility with LG Software Solutions

LSBF

Pixel Pitch	1.25 / 1.56 / 1.88 / 2.50 mm
Brightness	600 nit
Weight per Cabinet	23 kg
Service Access	Front
IP Rating Front / Rear	IP50 / IP50




Brightness

With a great brightness of 600 nits, it clearly delivers content and attracts public attention, making it ideal for achieving bright indoor visibility.



54" & 27" Combination Installation Available

The LSBF (54") and LSBE (27") models, sharing the same product platform, provide flexible matrix combinations for various spatial configurations. The compatibility between the 54" and 27" models enables versatile sizing options according to space requirements, allowing for installation.



Durable Frame Design

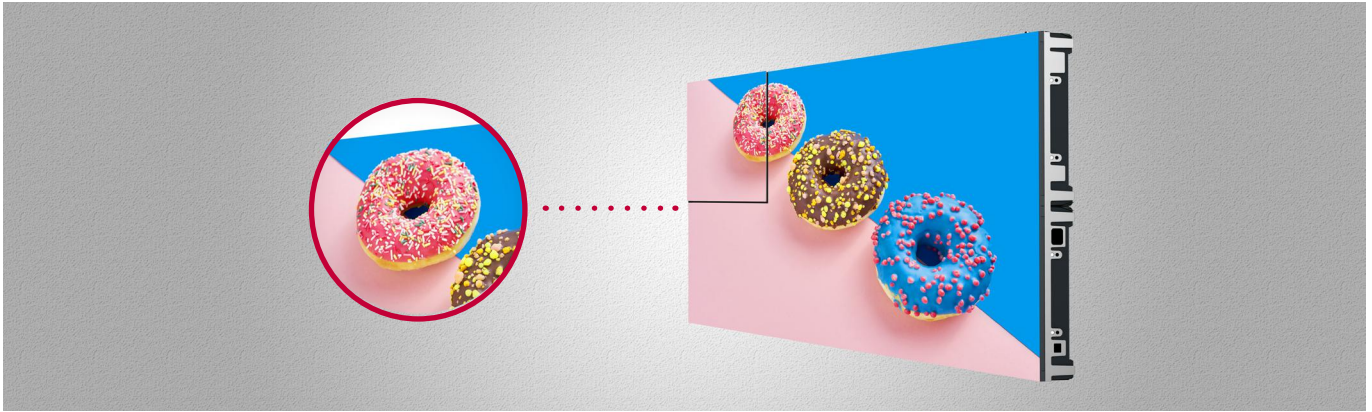
LSBF incorporates an aluminum cabinet that enhances durability, and its high-strength frame, surpassing that of plastic, allows for stable operation.



Flame Spread Protection – BS476 Part 7 Class 1


LSBF proudly holds a prestigious EN 13501-1:2018 Class C rating, confirming its compliance the standard for assessing flame spread. With its exceptional fire resistance, our product contributes to your place's safety and offers peace of mind.

* The LED module with product number (LSBF XX-XXX) was evaluated for the test which was conducted in accordance with EN 13501-1:2018, Fire classification of construction products and building elements – Part 1: Classification using test data from reaction to fire tests. (Certification number SZP23-014523)



Improved Flatness and Easy Maintenance

LSBF is composed of four LSBE modules that form one cabinet with two modules each, allowing it to create a seamless screen. Also, it allows for easy maintenance.



Easy Replacement and Undemanding Maintenance

Upgrade your existing 54-inch LCD video wall to the latest technology and LED display without having to secure additional space.

- * The product can be installed using VESA wall-mount (600×400) and screws.
- * The VESA wall-mount or any other wall-mounts are sold separately.



Compatibility with LG Software Solutions

When connected with LG's CVBA system controller, the LSBF series is compatible with LG software solutions including SuperSign CMS, LED Assistant, and ConnectedCare, which help customers operate their own business properly.

- * The availability of the 'LG ConnectedCare' service differs by region, and it needs to be purchased separately. So please contact the LG sales representative in your region for more details.
- * The items that can be monitored by LG ConnectedCare : Main Board (Temp, Signal Status, FPGA Ver, Ethernet Connection Status), Receiving Card (Temp, LED Power)
- * Actual GUI may vary in different webOS versions.
- * LG Software solutions needs to be purchased separately.

SPECIFICATIONS

		LSBF012-GD	LSBF015-GD	LSBF018-GD	LSBF025-GD
Pitch Name		P1.25	P1.5	P1.8	P2.5
Physical Parameters	Pixel Configuration	Single SMD	Single SMD	Single SMD	Single SMD
	Pixel Pitch (mm)	1.25	1.56	1.88	2.5
	Module Resolution (W × H)	240 × 270	192 × 216	160 × 180	120 × 135
	Module Dimensions (W × H, mm)	300 × 337.5 × 13	300 × 337.5 × 13	300 × 337.5 × 13	300 × 337.5 × 13
	Weight per Module (kg)	0.95	0.95	0.95	0.95
	No. of Modules per Cabinet (W × H)	4 × 2	4 × 2	4 × 2	4 × 2
	Cabinet Resolution (W × H)	960 × 540	768 × 432	640 × 360	480 × 270
	Cabinet Dimensions (W × H × D, mm)	1,200 × 675 × 72	1,200 × 675 × 72	1,200 × 675 × 72	1,200 × 675 × 72
	Cabinet Surface Area (m ²)	0.81	0.81	0.81	0.81
	Weight per Cabinet (kg/Cabinet)	23	23	23	23
	Weight per Square Meter (kg/m ²)	28	28	28	28
	Physical Pixel Density (pixels/m ²)	640,000	409,600	284,089	160,000
	Flatness of Cabinet (mm)	±0.3	±0.3	±0.3	±0.3
	Cabinet Material	Die-casting Aluminum	Die-casting Aluminum	Die-casting Aluminum	Die-casting Aluminum
Service Access	Front	Front	Front	Front	
Optical Specifications	Max. Brightness (After Calibration, nit)	600	600	600	600
	Color Temperature (K)	3,200-9,300	3,200-9,300	3,200-9,300	3,200-9,300
	Visual Viewing Angle (H × V)	160 × 150	160 × 150	160 × 150	160 × 150
	Brightness Uniformity	97%	97%	97%	97%
	Color Uniformity	±0.003 Cx, Cy	±0.003 Cx, Cy	±0.003 Cx, Cy	±0.003 Cx, Cy
	Contrast Ratio	5,000 : 1	5,000 : 1	5,000 : 1	5,000 : 1
Electrical Specifications	Processing Depth (bit)	14	14	14	14
	Power Consumption (W/Cabinet, Max.)	445	428	413	372
	Power Consumption (W/Cabinet, Avg.)	206	182	166	145
	Power Consumption (W/m ² , Max.)	580	530	510	460
	Heat Dissipation (BTU/h/Cabinet, Max.)	1,518	1,460	1,410	1,270
	Heat Dissipation (BTU/h/Cabinet, Avg.)	703	621	566	495
	Heat Dissipation (BTU/h/m ² , Max.)	1,980	1,808	1,740	1,570
	Power Supply (V)	100 to 240	100 to 240	100 to 240	100 to 240
Operation Specifications	Frame Rate (Hz)	50 / 60	50 / 60	50 / 60	50 / 60
	Refresh Rate (Hz)	3,840	3,840	3,840	3,840
	Lifetime (Half Brightness)	100,000	100,000	100,000	100,000
	Operating Temperature (°C)	-20°C to +40°C	-20°C to +40°C	-20°C to +40°C	-20°C to +40°C
Standard	Operating Humidity	10-80% RH	10-80% RH	10-80% RH	10-80% RH
	IP Rating Front / Rear	IP50 / IP50	IP50 / IP50	IP50 / IP50	IP50 / IP50
	Certification	CE, FCC, cTUVus, CB, KC, CCC, Class C	CE, FCC, cTUVus, CB, KC, CCC, Class C	CE, FCC, cTUVus, CB, KC, CCC, Class C	CE, FCC, cTUVus, CB, KC, CCC, Class C
Environment	Certification (Fire Protection)	EN 13501-1	EN 13501-1	EN 13501-1	EN 13501-1
	RoHS, REACH	RoHS, REACH	RoHS, REACH	RoHS, REACH	RoHS, REACH
	Controller	CVBA	CVBA	CVBA	CVBA
	90 Degree Corner Cut	No	No	No	No

CVBA (Controller)

Cabinet		LSBF012-GD, LSBF015-GD, LSBF018-GD, LSBF025-GD
Max Output Range	Loading Capacity	3,840 × 2,160 @ 60 Hz
	Output Resolution	8.2944 Million Pixels
Input	HDMI 2.0, HDCP 2.2, DP 1.2 / HDCP 1.3, OPS	
Output	Ethernet (To LED Screen (16-channel))	
Control	LAN	Yes
	RS-232C	Yes (LOOP)
	Remote Control	Yes
Sensor	Temperature (Embedded Sensor)	Yes
Video Processing	Brightness Adjustment, Chroma Adjustment, Improved Grayscale at Low Brightness, Scaling, HDR10 Pro	
Application	SuperSign CMS, webOS API, LG ConnectedCare ¹⁾ , Configuration SW (LED Assistant)	
Mechanical	Size (W × H × D, mm)	443 × 63 × 307.5
	Weight (kg)	4.9

¹⁾ The availability can differ by region.

* Specifications are subject to change without notice. Please make sure to check the product manual for details about product usage.



Download
LG C-Display+
Mobile App
Google Play Store

www.lg.com/global/business/information-display
www.youtube.com/c/LGCommercialDisplay
www.facebook.com/LGInformationDisplay
www.linkedin.com/company/lginformationdisplay
twitter.com/LG_ID_HQ

LG may make changes to specifications and product descriptions without notice. Copyright © 2023 LG Electronics Inc. All rights reserved. "LG Life's Good" is a registered trademark of LG Corp. The names of products and brands mentioned here may be the trademarks of their respective owners.